



Hi! Thank you for visiting thehomeschooldaily.com ! So glad you were able to find a school tool you can use. Please feel free to use this activity for your own personal use or if you are the main teacher in a coop setting. I provide this free resource to encourage others to homeschool their own.

If you would like to share the file with others, I ask that you share by sending them a link to my website or to the page that hosts the file. Please do not send them a link directly to just the PDF file (the file you are at now).

You may not sell, copy, or alter my files as your own. You may not host my files on your own website without linking them to thehomeschooldaily.com or giving proper attribution to thehomeschooldaily.com .




May you be blessed on your homeschooling journey. Happy learning!

♥ Marie

3 MAIN TYPES OF CLOUDS Chart

This chart is perfect to compare and contrast the three main types of clouds. Students can use this chart to assist them in writing a comparing and contrasting writing piece. This chart would be a useful tool to accompany the Draw & Write activity sheet. Happy learning!

3 MAIN TYPES OF CLOUDS

	CUMULUS	STRATUS	CIRRUS
DESCRIPTION	<ul style="list-style-type: none"> • In Latin, this means "heap" • Clouds look like cotton balls or whipped cream • Fair weather 	<ul style="list-style-type: none"> • It's Latin for "covering" or "blanket" • They look like a flat gray blanket in the sky • When these clouds are in contact with the ground it is called fog 	<ul style="list-style-type: none"> • It's Latin for "curl" • Wispy, feathery clouds • Made of ice crystals • Generally good weather
GENERAL APPEARANCE			
ALTITUDE	<ul style="list-style-type: none"> • Low altitude (6,000 ft or below) 	<ul style="list-style-type: none"> • Lowest cloud in the sky • Low Altitude (6,000 ft or below) 	<ul style="list-style-type: none"> • Highest clouds in the sky • High Altitude (18,000 ft or above)
IMAGE	