



Hi! Thank you for visiting thehomeschooldaily.com ! So glad you were able to find a school tool you can use. Please feel free to use this activity for your own personal use or if you are the main teacher in a coop setting. I provide this free resource to encourage others to homeschool their own.

If you would like to share the file with others, I ask that you share by sending them a link to my website or to the page that hosts the file. Please do not send them a link directly to just the PDF file (the file you are at now).

You may not sell, copy, or alter my files as your own. You may not host my files on your own website without linking them to thehomeschooldaily.com or giving proper attribution to thehomeschooldaily.com .

May you be blessed on your homeschooling journey.

♥ *Marie*

ABC Cut & Paste Posters

The idea of the ABC Cut & Paste Posters is to have your child cut the letter, picture, and picture word out. They will then paste it onto a sheet of construction paper. This was just one more way to review the letter sounds with him or her while allowing them to work on fine motor skills cutting. We found a place to hang ours up until the whole alphabet was finished. If you wanted to use these as flashcards, all you need to do is print them 4 to a page, cut, and then laminate. Happy learning!

Aa



apple

Bb




ball

Cc




cat

Dd




dog

Ee




elephant

Ff




fish

Gg



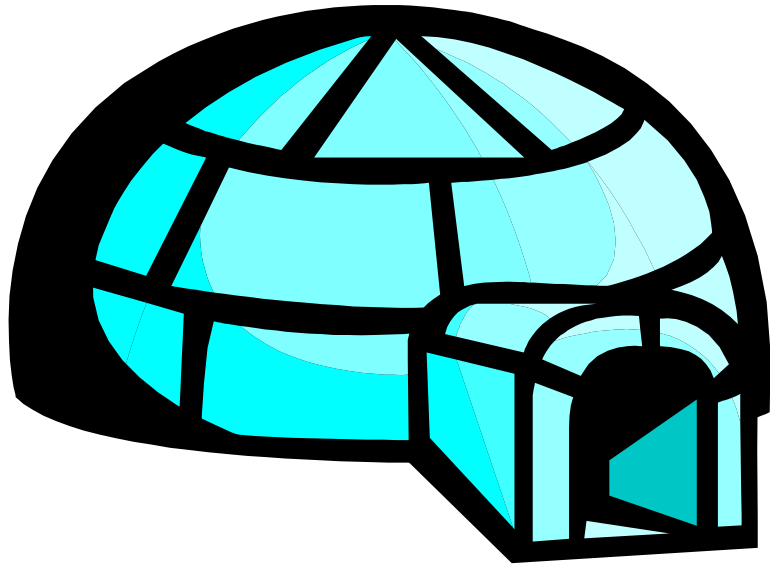
grapes

Hh



horse

Ii



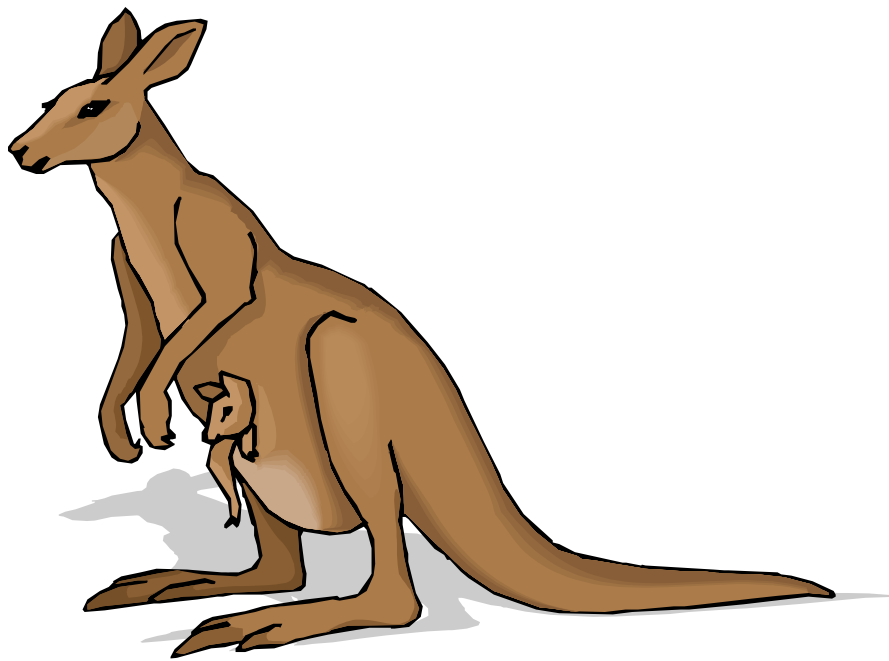
igloo

Jj



jelly

Kk



kangaroo

LI



lion

Mm




monkey

Nn



nest

Oo



ostrich

Pp



popcorn

Qq




queen

Rr




ring

Ss



sun

Tt




train

Uu




umbrella

Vv



violin

Ww




whale

Xx



fox

y y



yarn

Zz



zebra