

Hi! Thank you for visiting [thehomeschooldaily.com](http://thehomeschooldaily.com) ! So glad you were able to find a school tool you can use. Please feel free to use this activity for your own personal use or if you are the main teacher in a coop setting. I provide this free resource to encourage others to homeschool their own.

If you would like to share the file with others, I ask that you share by sending them a link to my website or to the page that hosts the file. Please do not send them a link directly to just the PDF file (the file you are at now).

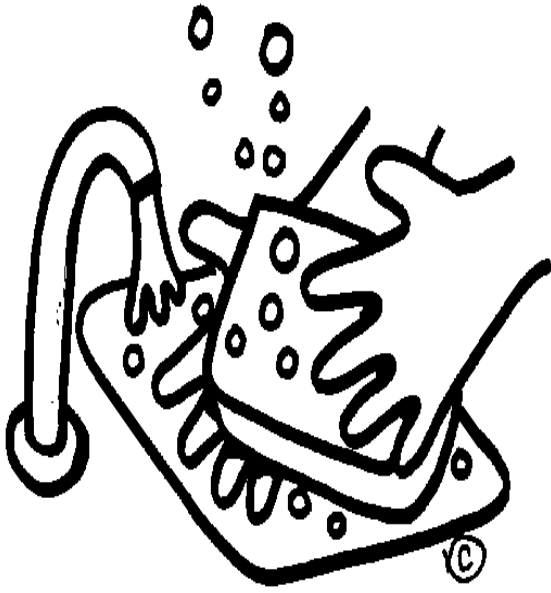
You may not sell, copy, or alter my files as your own. You may not host my files on your own website without linking them to [thehomeschooldaily.com](http://thehomeschooldaily.com) or giving proper attribution to [thehomeschooldaily.com](http://thehomeschooldaily.com) .

May you be blessed on your homeschooling journey. Happy learning!

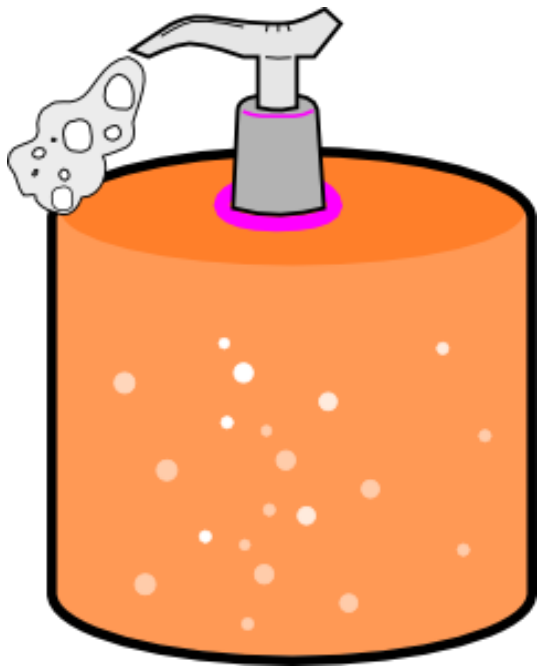
 Marie

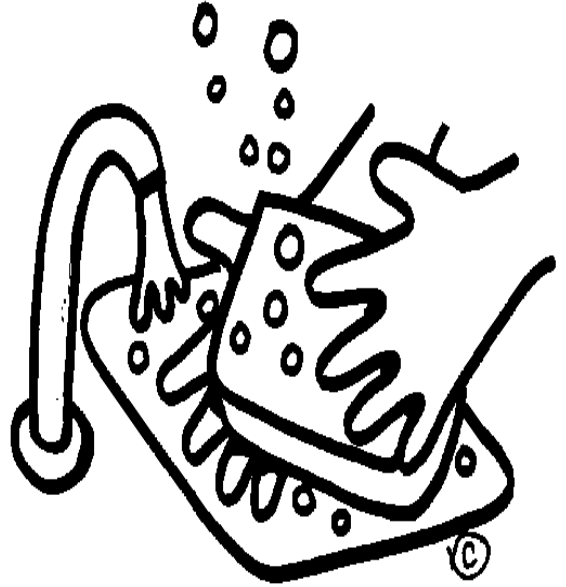
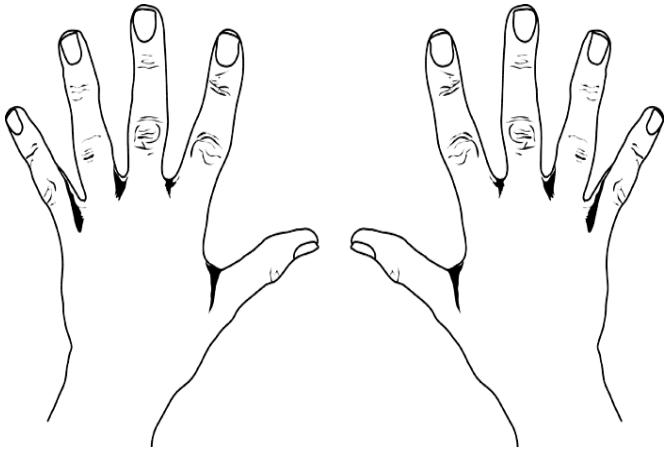
## Wash Your Hands Word Booklet

This booklet is perfect for a young preschooler. When trying to teach my young children about the importance of washing their hands I use this booklet. Depending on your child, you can cut the words out for them or have the child cut the words out. I always cut mine out so that the words survived 😊. I cut along the dotted lines and then put the book in the order going from left to right, top to bottom. I staple the pages together with one single staple in the top left-hand corner. I read the title to them and then with each page I ask the child, "What do you see in the picture?" I then read the word options to them, "Water, liquid soap, bar soap, hands?" Have the child glue the word at the bottom of the picture. Reread your book to them. Happy learning!



**Keep Clean! Wash  
your hands.**





**Water**

**Liquid Soap**

**Bar Soap**

**Hands**

**Wash your hands.**