



Hi! Thank you for visiting thehomeschooldaily.com ! So glad you were able to find a school tool you can use. Please feel free to use this activity for your own personal use or if you are the main teacher in a coop setting. I provide this free resource to encourage others to homeschool their own.

If you would like to share the file with others, I ask that you share by sending them a link to my website or to the page that hosts the file. Please do not send them a link directly to just the PDF file (the file you are at now).

You may not sell, copy, or alter my files as your own. You may not host my files on your own website without linking them to thehomeschooldaily.com or giving proper attribution to thehomeschooldaily.com .

May you be blessed on your homeschooling journey.

♥ Marie

Observation Lab: Use your 5 Senses

The Observation Lab Sheet is one that you can use more than once. Since the worksheet allows you to choose the three items that will be observed, you can easily switch out the items to review the concept of observing like a scientist repeatedly! For example, you can choose a lemon, a peanut, and a marshmallow. The student will name the item and draw it. Then, the student will use their 5 senses to make observations. Happy learning!

Observation Lab: Use your 5 Senses

Use your five senses to make observations for the items given.

Name of Item: _____


Smell: _____

Taste: _____


Sight: _____

Touch: _____

Hear: _____



Draw your item.



Draw your item.

Name of Item: _____

Smell: _____

Taste: _____

Sight: _____

Touch: _____


Name of Item: _____

Smell: _____

Taste: _____

Sight: _____

Touch: _____



Draw your item.