



Hi! Thank you for visiting thehomeschooldaily.com ! So glad you were able to find a school tool you can use. Please feel free to use this activity for your own personal use or if you are the main teacher in a coop setting. I provide this free resource to encourage others to homeschool their own.

If you would like to share the file with others, I ask that you share by sending them a link to my website or to the page that hosts the file. Please do not send them a link directly to just the PDF file (the file you are at now).

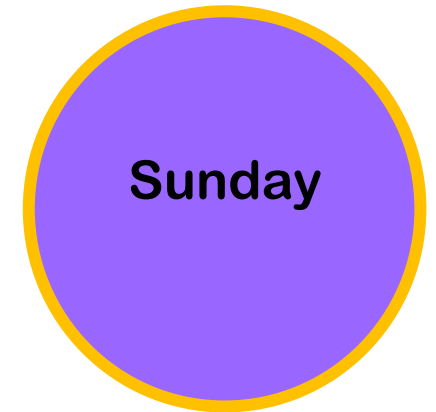



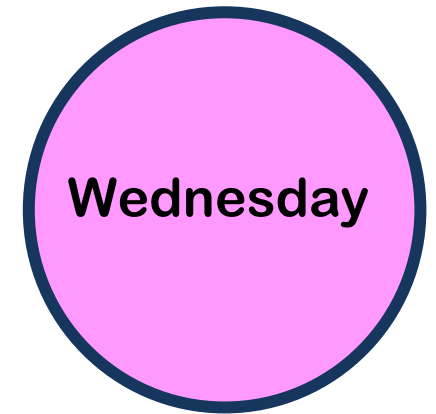

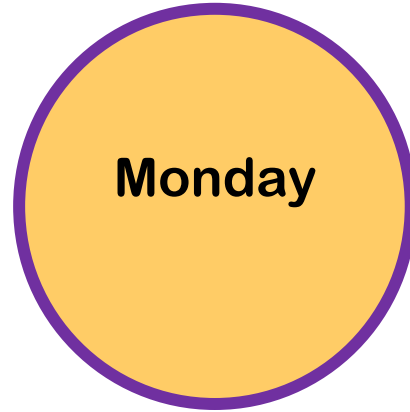

You may not sell, copy, or alter my files as your own. You may not host my files on your own website without linking them to thehomeschooldaily.com or giving proper attribution to thehomeschooldaily.com .

May you be blessed on your homeschooling journey. Happy learning!

Marie

Caterpillar Week Worm

This cut & paste caterpillar week worm is a fun activity for your early learner. Let your student practice their fine motor skills as they cut out the circles of their caterpillar. Help them put the days of the week in order as they paste it a large sheet of construction paper. Glue some googly eyes on the face. Add some grass around the caterpillar and let the child draw and color around the scene. Happy learning!



Caterpillar Week Worm:

Cut out the circles and then you can either glue them onto a large sheet of construction paper or you can tape them together from the backside. Add wiggly eyes to the face.