



Hi! Thank you for visiting thehomeschooldaily.com ! So glad you were able to find a school tool you can use. Please feel free to use this activity for your own personal use or if you are the main teacher in a coop setting. I provide this free resource to encourage others to homeschool their own.

If you would like to share the file with others, I ask that you share by sending them a link to my website or to the page that hosts the file. Please do not send them a link directly to just the PDF file (the file you are at now).

You may not sell, copy, or alter my files as your own. You may not host my files on your own website without linking them to thehomeschooldaily.com or giving proper attribution to thehomeschooldaily.com .


May you be blessed on your homeschooling journey. Happy learning!

Marie

Pilgrims & The Mayflower









This is a set of 7 Pilgrims and the Mayflower worksheets featuring 2 Big vs. Small, 1 Different, 3 Counting, and 1 Patterns sheet. Happy learning!

Color all the big Pilgrims blue. Color all the small Pilgrims brown.




How many Pilgrims are there all together? _____

Color all the small Mayflowers orange. Color the big Mayflowers green.

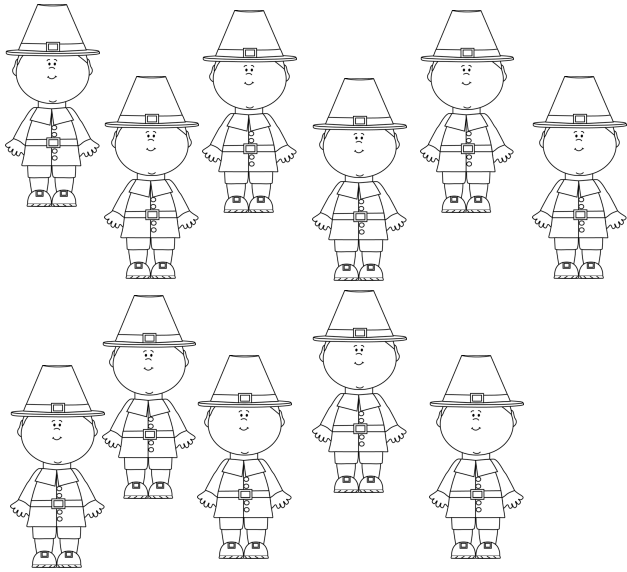


How many Mayflowers are there all together? _____

Circle the picture in each set that is different.



Count each set and circle the correct number.



12

10

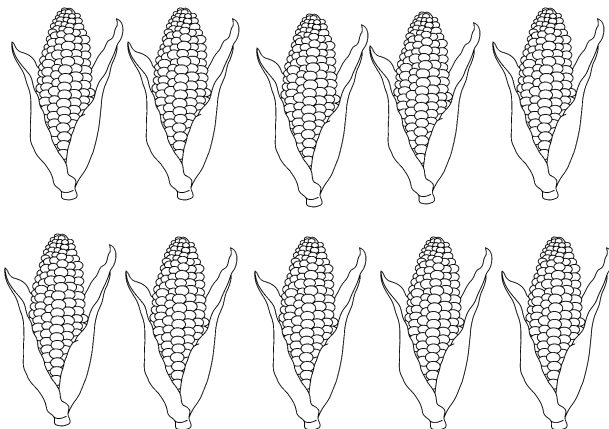
11



11

12


13



9

11

10




12

11

13

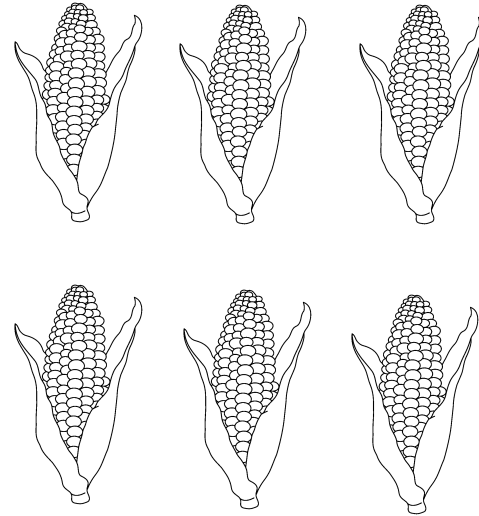
Count each set and circle the correct number.



5

4


3



5

7


6



5

7

6



5

6

4

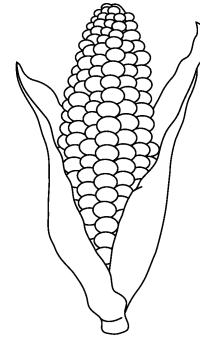
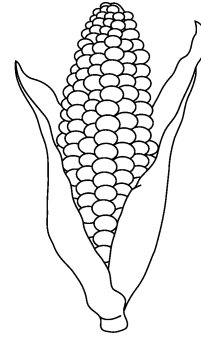
Count each set and circle the correct number.



1

2



3



1

2



3



4

3

5



0

1

2

Complete the patterns by cutting and pasting the pictures below.

