



Hi! Thank you for visiting [thehomeschooldaily.com](http://thehomeschooldaily.com) ! So glad you were able to find a school tool you can use. Please feel free to use this activity for your own personal use or if you are the main teacher in a coop setting. I provide this free resource to encourage others to homeschool their own.

If you would like to share the file with others, I ask that you share by sending them a link to my website or to the page that hosts the file. Please do not send them a link directly to just the PDF file (the file you are at now).

You may not sell, copy, or alter my files as your own. You may not host my files on your own website without linking them to [thehomeschooldaily.com](http://thehomeschooldaily.com) or giving proper attribution to [thehomeschooldaily.com](http://thehomeschooldaily.com) .


May you be blessed on your homeschooling journey. Happy learning!

*Marie*

### **Community Helpers Early Learner Worksheet Set**

This is a set of 11 Community Helper Early Learner Worksheets that include 3 Big vs. Small, 3 Counting, 1 Different, 3 beginning sounds, and 1 patterns. The whole set may not be appropriate for your student, so pick and choose what works for you. Happy learning! 😊

Color the biggest police officers blue. Color the smallest police officers yellow.



How many police officers are there all together? \_\_\_\_\_

Color the smallest mail carriers orange. Color the biggest mail carriers purple.




How many mail carriers are there all together? \_\_\_\_\_


Circle the biggest community helper in each set.



Circle the picture in each set that is different.




Count each set and circle the correct number.



10

11


12



12

14

13



14

15

16



12



11



13

Count each set and circle the correct number.

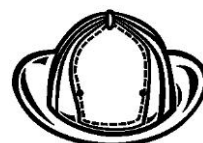
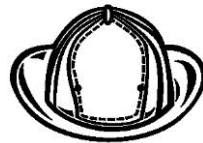


5

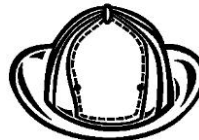
4



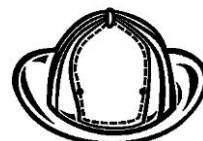
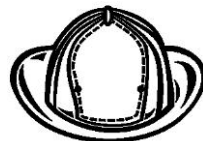
3



5



7



6



5


7




6



5

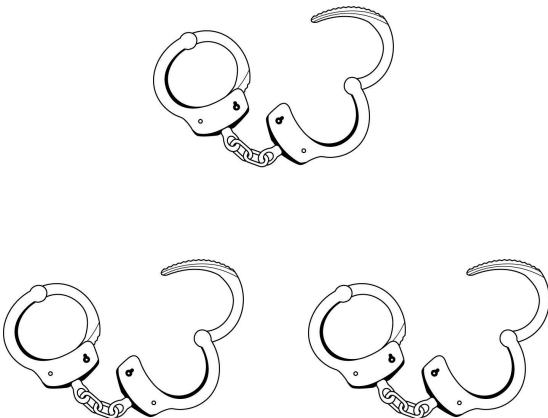
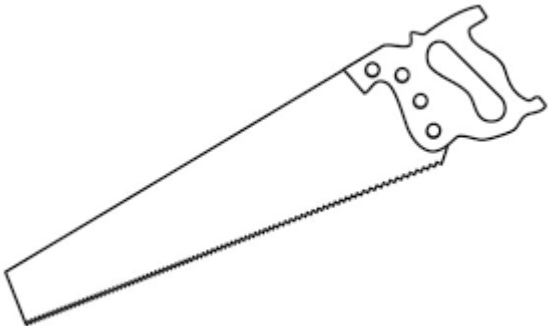
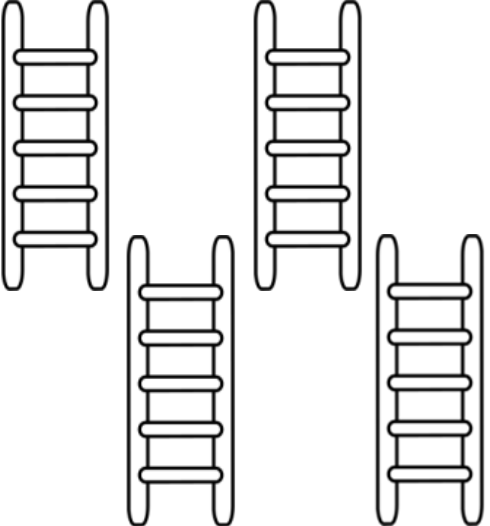



6



7

Count each set and circle the correct number.

 <p>1 2 3</p>	 <p>1 2 3</p>
 <p>4 3 5</p>	 <p>0 1 2</p>




Circle the letter that you hear at the beginning of the word.



k

p


o



f

i

w



v

t

b



h

d

a

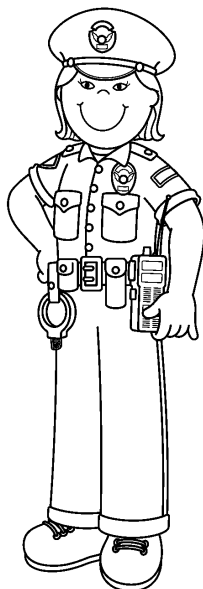
Circle the letter that you hear at the beginning of the word.



q  
f  
d



n  
o  
m



h  
y  
p



p  
f  
c

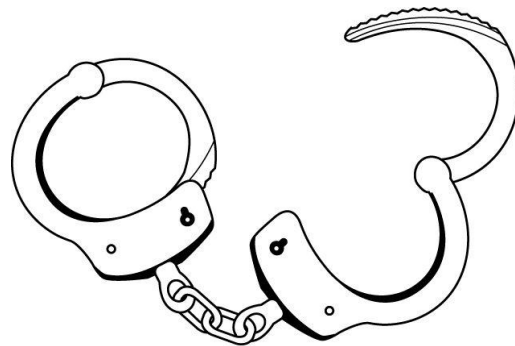
Circle the letter that you hear at the beginning of the word.



ch

sh


wh



j

h

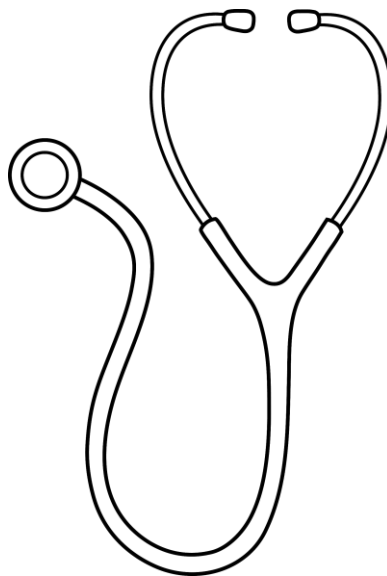
k



l

t

s















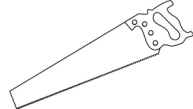



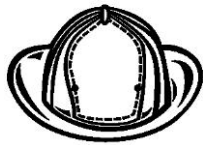

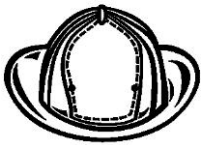
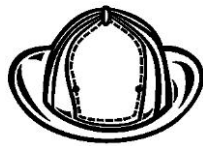




br


cl

st

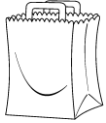



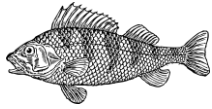
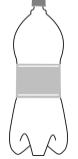



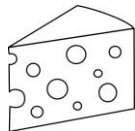


Complete the patterns by cutting and pasting the pictures below.

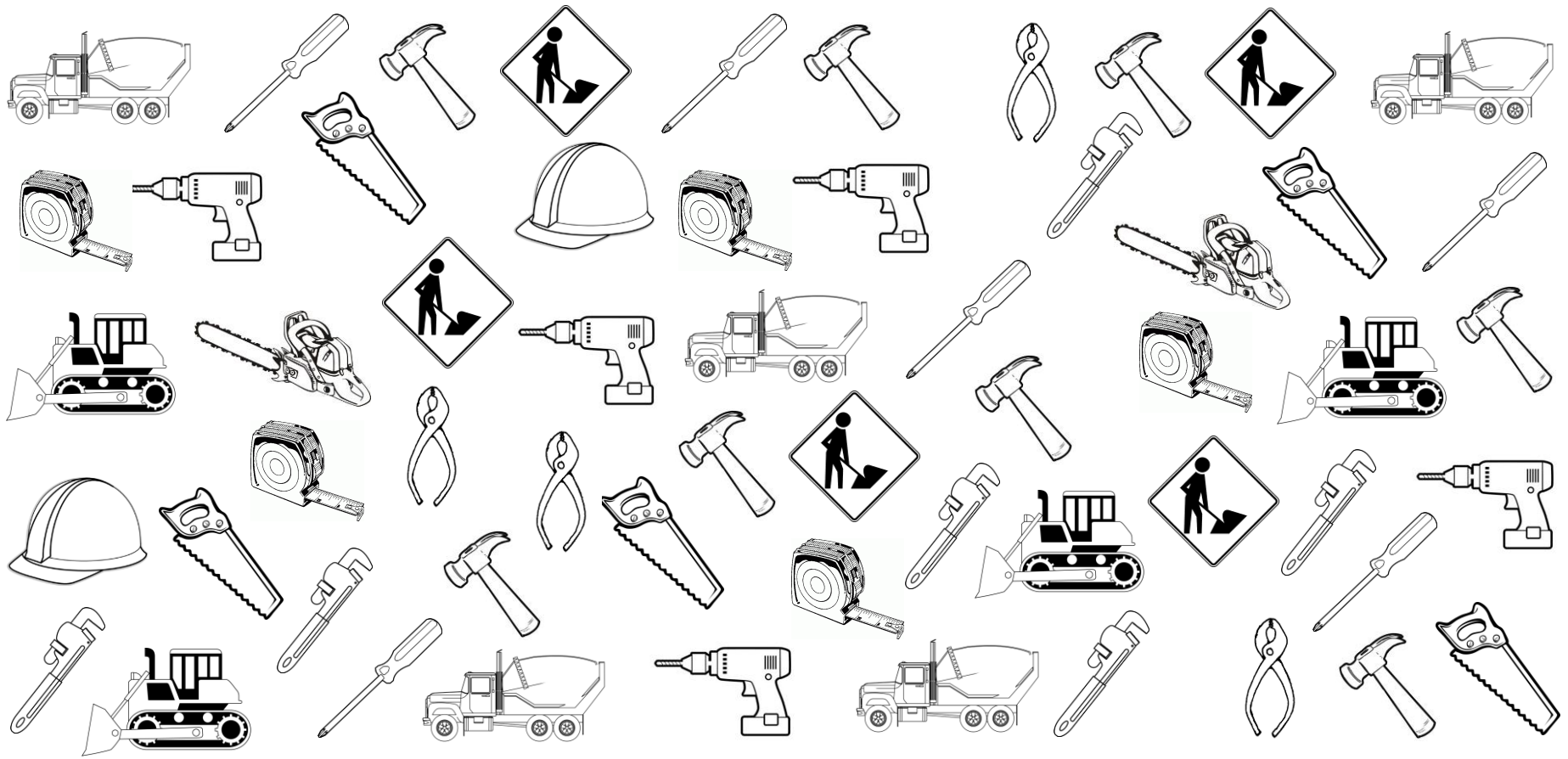
						
						
						
						



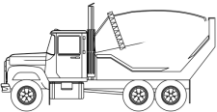

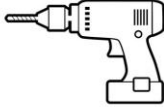











Find and circle the number of grocery store items.

	3		4		6		6		4		5
	7		9		5		8		3		4



Find and circle the number of construction tools.

 4	 8	 5	 6	 4	 5
 2	 5	 2	 6	 4	 5