



Hi! Thank you for visiting thehomeschooldaily.com ! So glad you were able to find a school tool you can use. Please feel free to use this activity for your own personal use or if you are the main teacher in a coop setting. I provide this free resource to encourage others to homeschool their own.

If you would like to share the file with others, I ask that you share by sending them a link to my website or to the page that hosts the file. Please do not send them a link directly to just the PDF file (the file you are at now).

You may not sell, copy, or alter my files as your own. You may not host my files on your own website without linking them to thehomeschooldaily.com or giving proper attribution to thehomeschooldaily.com .

May you be blessed on your homeschooling journey.







♥ Marie

Crunch Munch Bar & Line Graph

What a fun way to teach your child how to create a bar graph! This method makes introducing graphs easy. For our coop, a snack bag was made for each child using the same number of snack items in each bag. For example, 4 gummy bears, 2 mini marshmallows, 5 pretzels, etc. For a group, this activity may be a little more time consuming. However, if you are working solely with your own children it will not be such an ordeal. Let your child sort the different snacks. Next, the students will count each type of snack. Then the student will color the boxes completely to show how many of each snack there is. To make a greater impact, have your child color each type of snack a different color. For example, if there are 3 pretzels, then your child would color three squares fully in (let's say) blue. Have fun with it! Happy Learning!

CRUNCH MUNCH BAR GRAPH

Examine your Crunch Munch mixture. Sort your mixture. Count how many of each snack and graph your findings. If you have 3 pretzels, then you will color the first three boxes of the pretzel row. Complete the graph. Analyze your data.

	1	2	3	4	5	6	7	8	9	10
Mini Marshmallows 										
Pretzel 										
M & M 										
Gummy Bears 										
Raisins 										
Goldfish 										

Discuss the questions below.

- 1.) What snack did you have the most of?
- 2.) What snack did you have the least of?
- 3.) Which did you have more of: raisins or pretzels?
- 4.) What is this graph about?
- 5.) Trivia: What is a raisin?