



Hi! Thank you for visiting thehomeschooldaily.com ! So glad you were able to find a school tool you can use. Please feel free to use this activity for your own personal use or if you are the main teacher in a coop setting. I provide this free resource to encourage others to homeschool their own.

If you would like to share the file with others, I ask that you share by sending them a link to my website or to the page that hosts the file. Please do not send them a link directly to just the PDF file (the file you are at now).
















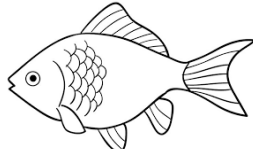
You may not sell, copy, or alter my files as your own. You may not host my files on your own website without linking them to thehomeschooldaily.com or giving proper attribution to thehomeschooldaily.com .

May you be blessed on your homeschooling journey.

♥ Marie

Types of Bird Beaks Table

This table is a great resource when teaching students about the different types of beaks. The shape of each beak affects how they eat and what they eat. Birds beaks gives you insight on their diet and their lifestyle. There is a Types of Birds Beak reference sheet as well as 2 other table worksheets providing students with fill in the blank sections. Have your student describe the beak on their own and research for themselves what each bird eats and how. Effective resource!

Example of Beaks	Description	How do they eat?
 <p>EAGLE</p>	<p>Sharp, curved and pointed</p>	<p>Tearing small mammals, rodents, frogs, small birds, fish, insects, and worms</p> 
 <p>CARDINAL</p>	<p>Short and thick</p>	<p>Cracking seeds</p> 
 <p>HUMMINGBIRD</p>	<p>Long and thin, slightly curved</p>	<p>Sipping nectar in flowers</p> 
 <p>WOODPECKER</p>	<p>Strong, chisel like</p>	<p>Drilling for insects under tree bark</p> 
 <p>DUCK</p>	<p>Long and flattened</p>	<p>Straining algae and plants</p> 
 <p>ROBIN</p>	<p>Pointed and thin</p>	<p>Probing for insects, worms, berries, caterpillars, and grasshoppers</p> 
 <p>HERON</p>	<p>Spear shaped</p>	<p>Spearing fish</p> 
 <p>PELICAN</p>	<p>Long, pouch-like</p>	<p>Scooping fish</p> 

Example of Beaks	Description	How do they eat?
 <p data-bbox="394 310 505 342">EAGLE</p>	<p data-bbox="626 132 927 310">Sharp, curved and pointed</p>	
 <p data-bbox="123 384 293 415">CARDINAL</p>	<p data-bbox="651 369 902 485">Short and thick</p>	
 <p data-bbox="261 789 524 821">HUMMINGBIRD</p>	<p data-bbox="634 606 919 785">Long and thin, slightly curved</p>	
 <p data-bbox="280 1026 521 1058">WOODPECKER</p>	<p data-bbox="659 844 894 959">Strong, chisel like</p>	
 <p data-bbox="418 1264 516 1295">DUCK</p>	<p data-bbox="659 1081 894 1197">Long and flattened</p>	
 <p data-bbox="126 1333 237 1365">ROBIN</p>	<p data-bbox="675 1318 878 1434">Pointed and thin</p>	
 <p data-bbox="391 1570 513 1602">HERON</p>	<p data-bbox="675 1556 878 1671">Spear shaped</p>	
 <p data-bbox="134 1976 277 2007">PELICAN</p>	<p data-bbox="643 1793 911 1908">Long, pouch-like</p>	

Example of Beaks	Description	How do they eat?
 <p data-bbox="394 310 505 342">EAGLE</p>		
 <p data-bbox="123 386 293 417">CARDINAL</p>		
 <p data-bbox="261 791 524 823">HUMMINGBIRD</p>		
 <p data-bbox="280 1022 521 1054">WOODPECKER</p>		
 <p data-bbox="418 1260 516 1291">DUCK</p>		
 <p data-bbox="126 1329 237 1360">ROBIN</p>		
 <p data-bbox="391 1566 513 1598">HERON</p>		
 <p data-bbox="134 1971 277 2003">PELICAN</p>		

Thank you for downloading the Types of Bird's Beaks Table. Download our other [FREE Homeschool Resources!](#)

Enjoy your homeschool journey... 😊