



Hi! Thank you for visiting [thehomeschooldaily.com](http://thehomeschooldaily.com) ! So glad you were able to find a school tool you can use. Please feel free to use this activity for your own personal use or if you are the main teacher in a coop setting. I provide this free resource to encourage others to homeschool their own.

If you would like to share the file with others, I ask that you share by sending them a link to my website or to the page that hosts the file. Please do not send them a link directly to just the PDF file (the file you are at now).

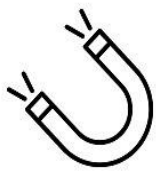
You may not sell, copy, or alter my files as your own. You may not host my files on your own website without linking them to [thehomeschooldaily.com](http://thehomeschooldaily.com) or giving proper attribution to [thehomeschooldaily.com](http://thehomeschooldaily.com) .

May you be blessed on your homeschooling journey.

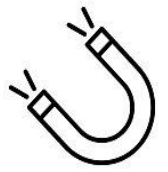
♥ Marie

## Magnet Fact Sheet

The Magnet Fact Sheet is a great study or reference tool. Students can color or doodle around the sheet while viewing a video or reviewing the Magnetism slideshow. The images are meant to help students remember facts about magnets. Happy learning!



# Magnet Fact Sheet



The 1<sup>st</sup> magnets were called lodestones. They are natural magnets made of the mineral magnetite.



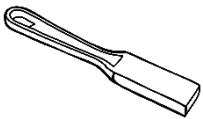
All magnets have two poles. A north pole and a south pole.



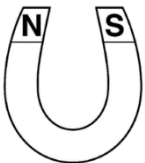
Red for North

Blue for South

## Common Types of Magnets



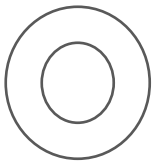
wand



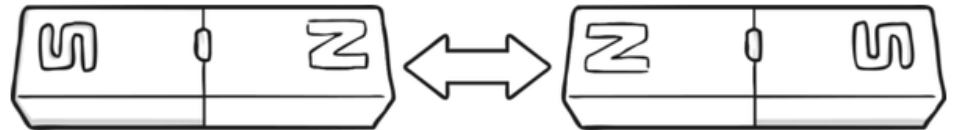
horseshoe



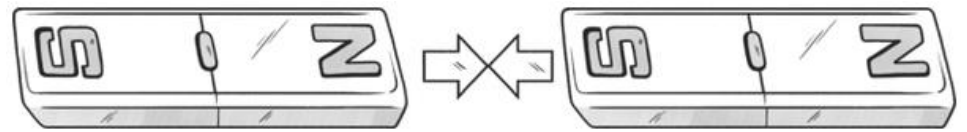
bar



doughnut



LIKE POLES REPEL

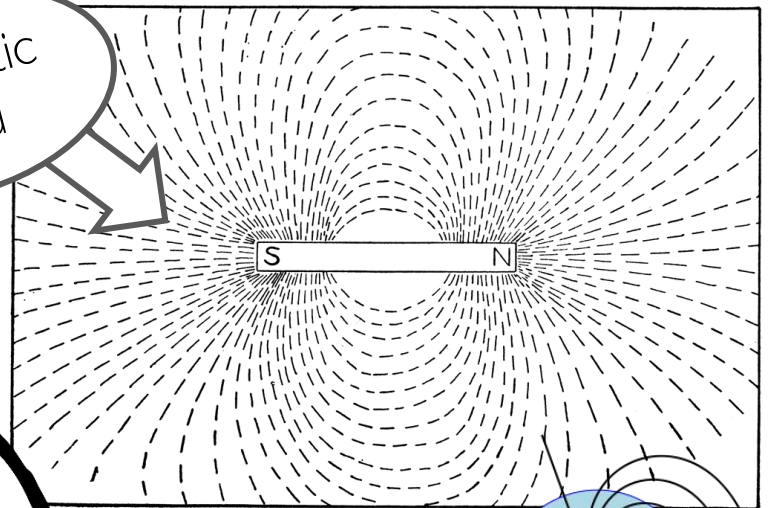


OPPOSITE POLES ATTRACT

Magnetic materials are always metal: nickel, iron, or cobalt.



Magnetic Field



EARTH IS A GIANT MAGNET

