

Hi! Thank you for your download. I'm so glad you were able to find a school tool you can use. Please feel free to use this activity for your own personal use or classroom.

Hope it works out great!



♥ Marie



TERMS OF USE: THIS DOCUMENT IS PROVIDED TO YOU FOR YOUR OWN PERSONAL USE. YOU AGREE THAT YOU WILL NOT COPY, REPRODUCE, ALTER, MODIFY, CREATE DERIVATIVE WORKS, OR PUBLICLY DISPLAY CONTENTS AS YOUR OWN. NO REDISTRIBUTION. YOU MAY NOT REPRODUCE, REPACKAGE, OR REDISTRIBUTE THE CONTENTS OF THESE DOWNLOADS, IN WHOLE OR IN PART, FOR ANY REASON. THIS INCLUDES "GIVING" SOMEONE YOUR COPY THAT YOU ARE NO LONGER USING OR HOSTING THEM ON DROP BOX OR FACEBOOK FILES. PLEASE REFER OTHERS TO WWW.THEHOMESCHOOLDAILY.COM TO DOWNLOAD THEIR OWN COPY.

YOU MAY:

- Save the files on your computer and print off copies for your family or classroom whenever you would like.
- Link directly to my blog to share my files with others.
- Post to your blog using pictures of your child using my curriculum, as long as proper credit is given to www.thehomeschooldaily.com

YOU MAY NOT:

- Host or store my files on your own or other sites (this includes drop box, the cloud, and any other site off your personal computer)
- Alter or Sell files to make a profit. All files are for personal/classroom use only.
- All downloads are copyright protected. Not to be distributed, transferred, or shared in any form.



FOR THE TEACHER...

Our Science Draw & Write sheets are a perfect avenue for those of you wanting to marry writing and science. Pair these writing sheets with an educational video and science reader, and you have an elementary science lesson ready to go.

In the **draw section**, encourage your student to draw something that represents the topic you studied. Encourage them to think outside the box.

In the **writing section**, ask your student to write about their picture explaining what they drew. This is a great time to reiterate some important facts and details.

Remind your students to use capital letters and punctuation. The idea of the Draw & Write sheets is to recall the science information so that they can write it. This encourages comprehension and writing of sentences.

One year, we used a variety of these sheets along with our Famous Scientists and Inventors Draw & Write sheets to create a science journal. It was a successful way to teach science and writing at the same time.

Sincerely,

Marie

All About Bees



A large, empty rounded rectangular box with a thin black border, intended for drawing or writing about bees.

Five horizontal lines spaced evenly down the page, providing a writing area for text.

All About Butterflies



A large, empty rounded rectangular box with a black border, intended for drawing or writing about butterflies.

Five horizontal black lines spaced evenly down the page, providing a writing area for text.

All About Trees



A large, empty rounded rectangular box with a black border, intended for drawing or writing about trees.

Five horizontal black lines spaced evenly down the page, providing a writing area for text.

All About Plants



A large, empty rectangular area with rounded corners, outlined in black, intended for drawing or writing about plants.

Five horizontal lines spaced evenly down the page, providing a guide for writing text.

All About Day



A large, empty rounded rectangular box for drawing or writing.

Five horizontal lines for writing.

All About Night



A large, empty rounded rectangular box with a black border, intended for writing or drawing.

Five horizontal black lines spaced evenly down the page, intended for writing.

All About Rocks



A large, empty rounded rectangular frame with a black border, intended for drawing or writing about rocks.

Five horizontal black lines spaced evenly down the page, providing a writing area for notes or answers.

All About Frogs



A large, empty rounded rectangular box with a black border, intended for writing notes or a paragraph about frogs.

Five horizontal black lines spaced evenly down the page, intended for writing a list or additional notes.


All About Birds



A large, empty rounded rectangular box with a black border, intended for writing notes or a story about birds.

Five horizontal black lines spaced evenly down the page, providing a guide for writing a paragraph or list.

All About Dinosaurs



A large, empty rounded rectangular box with a black border, intended for writing or drawing.

Five horizontal black lines spaced evenly down the page, providing a guide for writing.


All About Clouds



A large, empty rounded rectangular box with a black border, intended for drawing or writing about clouds.

Five horizontal black lines spaced evenly down the page, intended for writing.

All About Snakes



A large, empty rectangular box with rounded corners, intended for writing notes or information about snakes.

Five horizontal lines spaced evenly down the page, providing a structured area for writing.

All About Soil



A large, empty rounded rectangular box with a thin black border, intended for writing notes or a drawing related to the soil topic.

Five horizontal lines spaced evenly down the page, providing a writing area for the student's response.

All About Sound



A large, empty rounded rectangular box for writing.

Five horizontal lines for writing.


All About Light



A large, empty rounded rectangular box with a black outline, intended for drawing or writing.

Five horizontal black lines spaced evenly down the page, providing a guide for writing.

All About Water



A large, empty rectangular box with rounded corners, outlined in black, intended for drawing or writing about water.

Five horizontal black lines spaced evenly down the page, providing a guide for writing.

All About Earth



A large, empty rounded rectangle with a black border, intended for writing or drawing.

Five horizontal lines spaced evenly down the page, intended for writing.


All About Mammals



A large, empty rounded rectangular box with a black border, intended for writing or drawing.

Five horizontal black lines spaced evenly down the page, intended for writing.


All About Sharks



A large, empty rounded rectangular box with a black border, intended for writing or drawing.

Five horizontal black lines spaced evenly down the page, providing a guide for writing.

All About Coral Reefs



A large, empty rectangular area with rounded corners, outlined in black, intended for writing or drawing.

Five horizontal black lines spaced evenly down the page, providing a guide for writing.

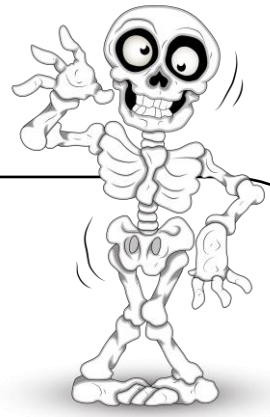
All About Lightning



A large, empty rounded rectangular box with a thin black border, intended for writing notes or a paragraph about lightning.

Five horizontal lines spaced evenly down the page, providing a guide for writing a list or short paragraphs.


All About Bones



A large, empty rounded rectangular box for drawing or writing.

Four horizontal lines for writing.

All About Seasons



A large rounded rectangular box for writing notes.

Five horizontal lines for writing.


All About Sheep



A large, empty rounded rectangular box with a black border, intended for drawing or writing about sheep.

Five horizontal black lines spaced evenly down the page, providing a writing area for text.

All About Spiders



A large, empty rectangular box with rounded corners, intended for writing or drawing. A thin black line connects the top right corner of this box to the bottom left corner of the spider image.

Five horizontal lines spaced evenly down the page, providing a writing area for notes or a list.