

Hi! Thank you for your download. I'm so glad you were able to find a school tool you can use. Please feel free to use this activity for your own personal use or classroom. Hope it works out great!



♥ Marie



- **TERMS OF USE:** THIS DOCUMENT IS PROVIDED TO YOU FOR YOUR OWN PERSONAL USE. YOU AGREE THAT YOU WILL NOT COPY, REPRODUCE, ALTER, MODIFY, CREATE DERIVATIVE WORKS, OR PUBLICLY DISPLAY CONTENTS AS YOUR OWN. NO REDISTRIBUTION. YOU MAY NOT REPRODUCE, REPACKAGE, OR REDISTRIBUTE THE CONTENTS OF THESE DOWNLOADS, IN WHOLE OR IN PART, FOR ANY REASON. THIS INCLUDES "GIVING" SOMEONE YOUR COPY THAT YOU ARE NO LONGER USING OR HOSTING THEM ON DROP BOX OR FACEBOOK FILES. PLEASE REFER OTHERS TO WWW.THEHOMESCHOOLDAILY.COM TO DOWNLOAD THEIR OWN COPY.

YOU MAY:

- Save the files on your computer and print off copies for your family or classroom whenever you would like.
- Link directly to my blog to share my files with others.
- Post to your blog using pictures of your child using my curriculum, as long as proper credit is given to www.thehomeschooldaily.com

YOU MAY NOT:

- Host or store my files on your own or other sites (this includes drop box, the cloud, and any other site off your personal computer)
- Alter or Sell files to make a profit. All files are for personal/classroom use only.
- All downloads are copyright protected. Not to be distributed, transferred, or shared in any form.



FOR THE TEACHER...


Use these 20 American Holidays Draw & Write sheets to help teach your children about our country's heritage, traditions, and culture. These writing sheets may seem simple, but they are effective and practical.

Pair these [Draw & Write sheets](#) with an educational video, reader book, and craft for a full and complete lesson. Some of the holidays listed may not be a holiday you personally celebrate. Use the featured holidays that you prefer. You may want to teach about a holiday rather than celebrate it too. We included a blank Draw & Write sheets at the end if there is a holiday you would like to add to your study.

It is in the early years that children begin to learn about our nation's holidays. Help your student create a writing journal all about our country's national holidays. Use this set along with our [Historical Figures Draw & Write sheets](#) to create a simple social studies curriculum that will make a great keepsake for years to come!

♥ Marie

Flag Day



June 14th

A large, empty rounded rectangular box intended for drawing and writing.

Draw a picture to represent this holiday. Write 2-3 sentences describing this holiday.

Five horizontal lines provided for writing the description of the holiday.

New Year's Day

January 1st



A large, empty rounded rectangular box for drawing and writing.

Draw a picture to represent this holiday. Write 2-3 sentences describing this holiday.

Five horizontal lines for writing.

President's Day




Third Mon. in Feb.

A large, empty rounded rectangular box intended for drawing and writing.

Draw a picture to represent this holiday. Write 2-3 sentences describing this holiday.

Five horizontal lines provided for writing the description of the holiday.

Memorial Day




Last Mon. in May

A large, empty rounded rectangular box intended for drawing and writing.

Draw a picture to represent this holiday. Write 2-3 sentences describing this holiday.

Five horizontal lines provided for writing the description of the holiday.

Veteran's Day



November 11th

A large, empty rounded rectangular box intended for drawing a picture related to Veteran's Day.

Draw a picture to represent this holiday. Write 2-3 sentences describing this holiday.

Five horizontal lines provided for writing 2-3 sentences describing the holiday.

Martin Luther King Jr. Day



Third Mon. in Jan.

A large, empty rounded rectangular box intended for drawing and writing.

Draw a picture to represent this holiday. Write 2-3 sentences describing this holiday.

Five horizontal lines provided for writing.



A large, empty rounded rectangular box intended for drawing and writing.

Draw a picture to represent this holiday. Write 2-3 sentences describing this holiday.

Five horizontal lines provided for writing the description.

Labor Day




First Mon. in Sept.

A large, empty rounded rectangular box with a thin black border, intended for drawing and writing.

Draw a picture to represent this holiday. Write 2-3 sentences describing this holiday.

Five horizontal lines for writing, spaced evenly down the page.

Thanksgiving Day




Fourth Thurs. in Nov.

A large, empty rounded rectangular box intended for drawing and writing.

Draw a picture to represent this holiday. Write 2-3 sentences describing this holiday.

Five horizontal lines provided for writing.

Christmas



Dec. 25th

A large, empty rounded rectangular box for drawing and writing.

Draw a picture to represent this holiday. Write 2-3 sentences describing this holiday.

Five horizontal lines for writing.

Easter



1st Sun. following a full moon
after the spring equinox

Draw a picture to represent this holiday. Write 2-3
sentences describing this holiday.

Halloween



Oct. 31st

A large, empty rounded rectangular box with a thin black border, intended for drawing a picture and writing sentences.

Draw a picture to represent this holiday. Write 2-3 sentences describing this holiday.

Five horizontal lines provided for writing the description of the holiday.

Valentine's Day

Feb. 14th

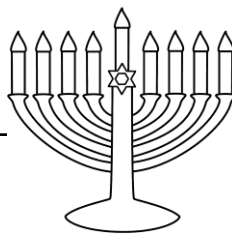


A large, empty rectangular area with rounded corners, intended for drawing a picture to represent Valentine's Day.

Draw a picture to represent this holiday. Write 2-3 sentences describing this holiday.

Five horizontal lines provided for writing 2-3 sentences describing the holiday.

Hanukkah




Depends on Hebrew
Calendar

A large, empty rectangular area with rounded corners, intended for drawing and writing.

Draw a picture to represent this holiday. Write 2-3 sentences describing this holiday.

Five horizontal lines provided for writing the description of the holiday.

Juneteenth



June 19th

A large, empty rounded rectangular box intended for drawing and writing.

Draw a picture to represent this holiday. Write 2-3 sentences describing this holiday.

Five horizontal lines provided for writing a description of the holiday.

St. Patrick's Day



March 17th

A large, empty rounded rectangular box intended for drawing and writing.

Draw a picture to represent this holiday. Write 2-3 sentences describing this holiday.

Five horizontal lines provided for writing the description of the holiday.

Columbus Day



Second Mon. in Oct.

A large, empty rounded rectangular box intended for drawing a picture to represent Columbus Day.

Draw a picture to represent this holiday. Write 2-3 sentences describing this holiday.

Five horizontal lines provided for writing 2-3 sentences describing the holiday.

Indigenous People's Day



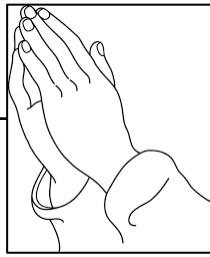
Second Mon. in
Oct.

A large, empty rounded rectangular box intended for drawing and writing.

Draw a picture to represent this holiday. Write 2-3 sentences describing this holiday.

Five horizontal lines provided for writing.

National Day of Prayer



1st Thursday in May

A large, empty rounded rectangular box with a thin black border, intended for drawing and writing.

Draw a picture to represent this holiday. Write 2-3 sentences describing this holiday.

Five horizontal lines spaced evenly down the page, providing a writing area for the student's response.

Earth Day



April 22nd

A large, empty rounded rectangular box intended for drawing and writing.

Draw a picture to represent this holiday. Write 2-3 sentences describing this holiday.

Five horizontal lines provided for writing the description of the holiday.

Mother's Day



Second Mon. in May.

A large, empty rounded rectangular box intended for drawing and writing.

Draw a picture to represent this holiday. Write 2-3 sentences describing this holiday.

Five horizontal lines provided for writing the description of the holiday.

Father's Day




Third Sun. in June

A large, empty rounded rectangular box for drawing and writing.

Draw a picture to represent this holiday. Write 2-3 sentences describing this holiday.

Five horizontal lines for writing.



Draw a picture to represent this holiday. Write 2-3 sentences describing this holiday.
