

Hi! Thank you for your download. I'm so glad you were able to find a school tool you can use. Please feel free to use this activity for your own personal use or classroom.



Hope it works out great!

♥ Marie



TERMS OF USE: THIS DOCUMENT IS PROVIDED TO YOU FOR YOUR OWN PERSONAL USE. YOU AGREE THAT YOU WILL NOT COPY, REPRODUCE, ALTER, MODIFY, CREATE DERIVATIVE WORKS, OR PUBLICLY DISPLAY CONTENTS AS YOUR OWN. NO REDISTRIBUTION. YOU MAY NOT REPRODUCE, REPACKAGE, OR REDISTRIBUTE THE CONTENTS OF THESE DOWNLOADS, IN WHOLE OR IN PART, FOR ANY REASON. THIS INCLUDES "GIVING" SOMEONE YOUR COPY THAT YOU ARE NO LONGER USING OR HOSTING THEM ON DROP BOX OR FACEBOOK FILES. PLEASE REFER OTHERS TO WWW.THEHOMESCHOOLDAILY.COM TO DOWNLOAD THEIR OWN COPY.

YOU MAY:

- Save the files on your computer and print off copies for your family or classroom whenever you would like.
- Link directly to my blog to share my files with others.
- Post to your blog using pictures of your child using my curriculum, as long as proper credit is given to www.thehomeschooldaily.com

YOU MAY NOT:


- Host or store my files on your own or other sites (this includes drop box, the cloud, and any other site off your personal computer)
- Alter or Sell files to make a profit. All files are for personal/classroom use only.
- All downloads are copyright protected. Not to be distributed, transferred, or shared in any form.

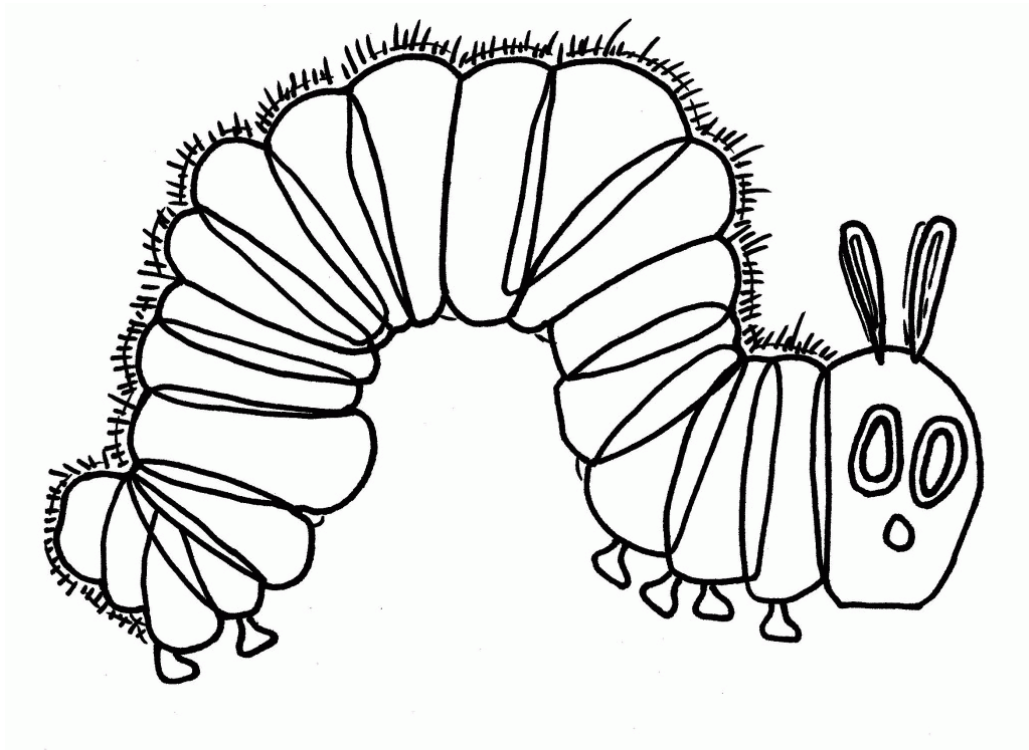


FOR THE TEACHER...

The New Creation in Christ Craft is easy to make. Just follow the steps below:

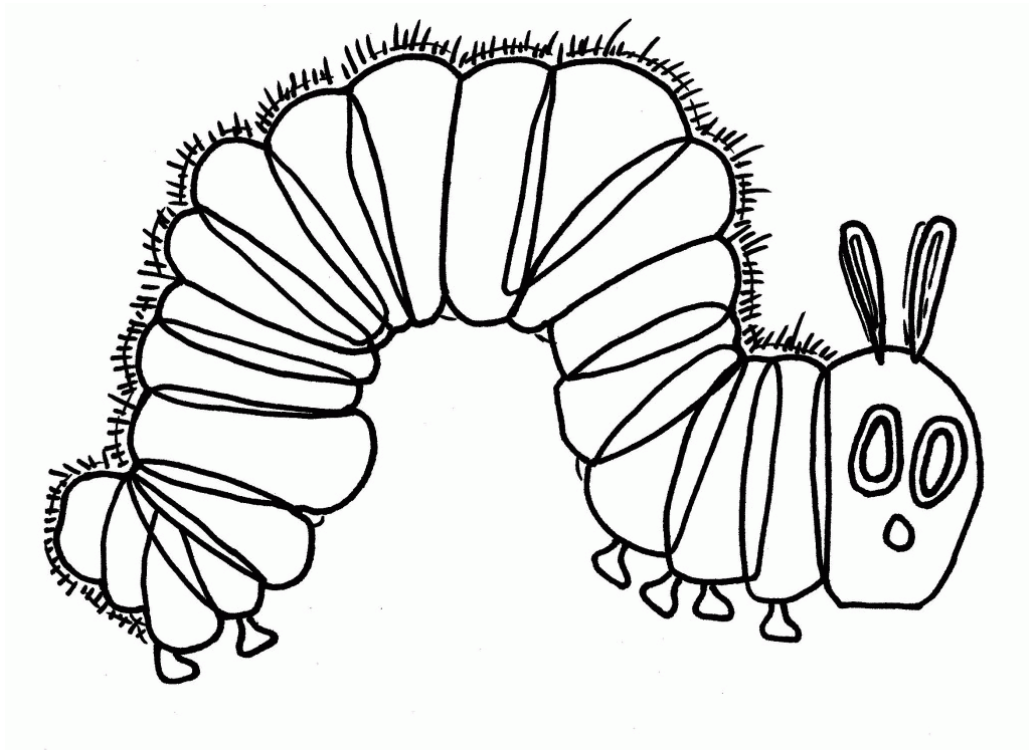
- Print the butterfly page on card stock
- Print the caterpillar page on regular computer paper
- Let your student color the caterpillar first making it ugly. The caterpillar represents our heart before we accept Jesus into our heart. We are sinners and no matter how hard we try to be good; we cannot be. There is only one good... Jesus. When we get hurt by the world, we try our best to cover our wounds with temporary Band-Aids.
- After your student colors the caterpillar, let them cut it out.
- Cut out the verse too.
- Now, show the student how to fold the butterfly paper so that it opens. Look at the image and see where the paper should fold. Each side will line up with the vertical center of the butterfly.
- Next, cut the caterpillar in the center in half. Students will then glue the on the front cover. Let your students add a Band-aid. Write at the top "Old Self." We also added words like sin, darkness, lost, etc.
- Once your students add the caterpillar, talk to them about how Jesus knocks on the door of our heart and if we open (open the booklet) our hearts to Him, He can transform us into something different. He is the only One that can change us and forgive us of our sin.
- Students will color the butterfly and write the words "New Self." Students may add words like, "heaven, eternal salvation, forgiven, Jesus, etc."





"I have swept away your offenses
like a cloud,
your sins like the morning mist.
Return to me,
for I have redeemed you."

Isaiah 44:22



"Therefore if any man be in Christ,
he is a new creature: old things are
passed away; behold, all things are
become new."

II Corinthians 5:17

