

Hi! Thank you for your download. I'm so glad you were able to find a school tool you can use. Please feel free to use this activity for your own personal use or classroom. Hope it works out great!



♥ Marie

- Terms of Use: This document is provided to you for your own personal use. You agree that you will not copy, reproduce, alter, modify, create derivative works, or publicly display contents as your own. No Redistribution. You may not reproduce, repackage, or redistribute the contents of these downloads, in whole or in part, for any reason. This includes "giving" someone your copy that you are no longer using or hosting them on drop box or Facebook files. Please refer others to www.thehomeschooldaily.com to download their own copy.

YOU MAY:

- Save the files on your computer and print off copies for your family or classroom whenever you would like.
- Link directly to my blog to share my files with others.
- Post to your blog using pictures of your child using my curriculum, as long as proper credit is given to www.thehomeschooldaily.co

m

YOU MAY NOT:

- Host or store my files on your own or other sites (this includes drop box, the cloud, and any other site off your personal computer)
- Alter or Sell files to make a profit. All files are for personal/classroom use only.
- All downloads are copyright protected. Not to be distributed, transferred, or shared in any form.




Types of Landforms Booklet

You will create a landform booklet displaying 10 of the landforms listed below. Make sure to do your best! Write neatly and be sure to display colorful images of your landforms, write descriptions of each, and give a real-world example. Be prepared to present your booklet to your peers.

List of Landforms:

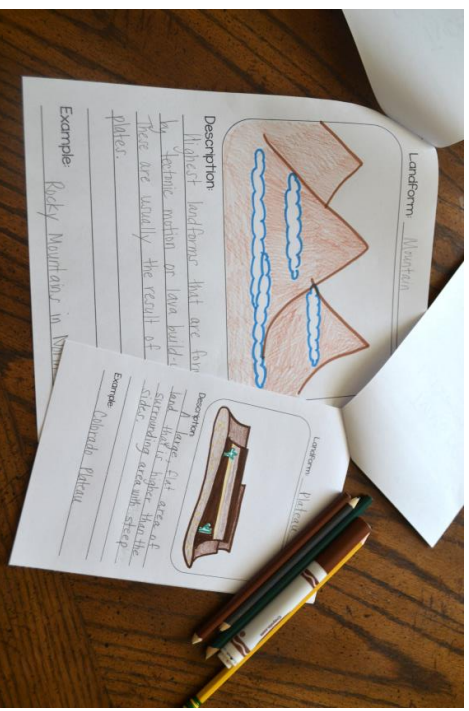
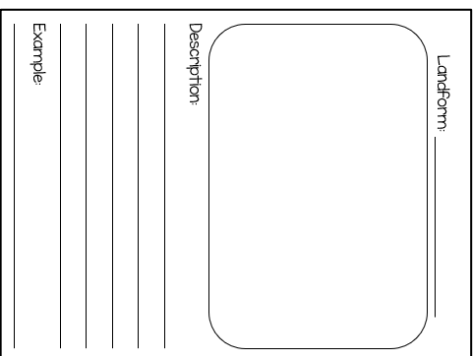
- 1) Mountains
- 2) Canyon
- 3) Isthmus
- 4) Valley
- 5) Plateau
- 6) Mesa
- 7) Plain
- 8) Island
- 9) Volcano
- 10) Atolls
- 11) Archipelago
- 12) Delta
- 13) Wetland
- 14) Peninsula
- 15) Barrier Island
- 16) Solution Caves
- 17) Stalagmites
- 18) Stalactite



- Requirements for Project
 - Create a Types of Landforms Booklet including these items.
 - Title page, "Types of Landforms"
 - 10 of the featured landforms above.
 - Each landform should be:
 - Labeled
 - Described
 - Illustrated
 - Real-World Example
 - Present your Landforms Booklet to your peers.

Types of Landforms Booklet

You will create a landform booklet displaying 10 of the landforms listed below. Make sure to do your best! Write neatly and be sure to display colorful images of your landforms, write descriptions of each, and give a real-world example. Be prepared to present your booklet to your peers.


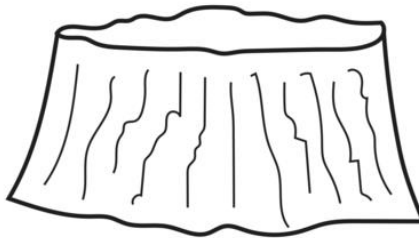



- Requirements for Project
 - Create a Types of Landforms Booklet including these items.
 - Title page, "Types of Landforms" colored with name. 5 points
 - 10 of the featured landforms. 8 points x 10 = 80 points
 - Each landform should be:
 - Labeled 1 point
 - Described 4 points
 - Illustrated 2 points
 - Real-World Example 1 point
- Present your Landforms Booklet to your peers. 15 points

TOTAL POINTS.....100 points

Types of Landforms


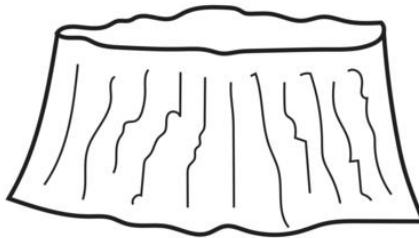

Natural features of the geosphere



Name: _____

Types of Landforms

Natural features of the geosphere



Name: _____

Types of Landforms

Natural features of the geosphere


Name: _____

Types of Landforms

Natural features of the geosphere

Name: _____


Landform: _____



Description:

Example:

Landform: _____



Description:

Example:
