



Hi! Thank you for your download. I'm so glad you were able to find a school tool you can use. Please feel free to use this activity for your own personal use, classroom, or church. Hope it works out great!

♥ Marie

TERMS OF USE: THIS DOCUMENT IS PROVIDED TO YOU FOR YOUR OWN PERSONAL USE. YOU AGREE THAT YOU WILL NOT COPY, REPRODUCE, ALTER, MODIFY, CREATE DERIVATIVE WORKS, OR PUBLICLY DISPLAY CONTENTS AS YOUR OWN. NO REDISTRIBUTION. YOU MAY NOT REPRODUCE, REPACKAGE, OR REDISTRIBUTE THE CONTENTS OF THESE DOWNLOADS, IN WHOLE OR IN PART, FOR ANY REASON. THIS INCLUDES "GIVING" SOMEONE YOUR COPY THAT YOU ARE NO LONGER USING OR HOSTING THEM ON DROP BOX OR FACEBOOK FILES. PLEASE REFER OTHERS TO WWW.THEHOMESCHOOLDAILY.COM TO DOWNLOAD THEIR OWN COPY.

YOU MAY:

- Save the files on your computer and print off copies for your family or classroom whenever you would like.
- Link directly to my blog to share my files with others.
- Post to your blog using pictures of your child using my curriculum, as long as proper credit is given to www.thehomeschooldaily.com

YOU MAY NOT:

- Host or store my files on your own or other sites (this includes drop box, the cloud, and any other site off your personal computer)
- Alter or Sell files to make a profit. All files are for personal/classroom use only.
- All downloads are copyright protected. Not to be distributed, transferred, or shared in any form.




Color the small Christmas trees green. Color the big Christmas trees red.



How many small trees are there? _____

Color the small baby Jesus' blue. Color the big baby Jesus' yellow.



How many big baby Jesus' are there? _____

Count each set of objects and circle the number.



8



9



10




10




11



12




8




7


6



10




11




12


Count each set of objects and circle the number.




5




8



7



6



7

5



4



6

5




6




8

7

Count each set and circle the correct number.




1
2
3



1
2
3




4
3
5




3
1
2

Circle the letter that you hear at the beginning of the picture word.



H
J
S



L
Y
S



C
D
A



O
B
N

Circle the blend that you hear at the beginning of the picture word.




cl
gr
st



sl
tr
pl




pr
sw
wh









fl
wr
sc


Circle the picture in each set that is the smallest.



Circle the picture in each set that is the biggest.



Complete the patterns by cutting and pasting the pictures below.



Oh, Christmas Tree!

Color the ornaments with vowels red. Color the ornaments with consonants blue. Color the star yellow. Color the Christmas tree green.

