

Hi! Thank you for your download. I'm so glad you were able to find a school tool you can use. Please feel free to use this activity for your own personal use or classroom. Hope it works out great!



♥ Marie



- **TERMS OF USE:** THIS DOCUMENT IS PROVIDED TO YOU FOR YOUR OWN PERSONAL USE. YOU AGREE THAT YOU WILL NOT COPY, REPRODUCE, ALTER, MODIFY, CREATE DERIVATIVE WORKS, OR PUBLICLY DISPLAY CONTENTS AS YOUR OWN. NO REDISTRIBUTION. YOU MAY NOT REPRODUCE, REPACKAGE, OR REDISTRIBUTE THE CONTENTS OF THESE DOWNLOADS, IN WHOLE OR IN PART, FOR ANY REASON. THIS INCLUDES "GIVING" SOMEONE YOUR COPY THAT YOU ARE NO LONGER USING OR HOSTING THEM ON DROP BOX OR FACEBOOK FILES. PLEASE REFER OTHERS TO WWW.THEHOMESCHOOLEDAILY.COM TO DOWNLOAD THEIR OWN COPY.

YOU MAY:


- Save the files on your computer and print off copies for your family or classroom whenever you would like.
- Link directly to my blog to share my files with others.
- Post to your blog using pictures of your child using my curriculum, as long as proper credit is given to www.thehomeschooldaily.com

YOU MAY NOT:

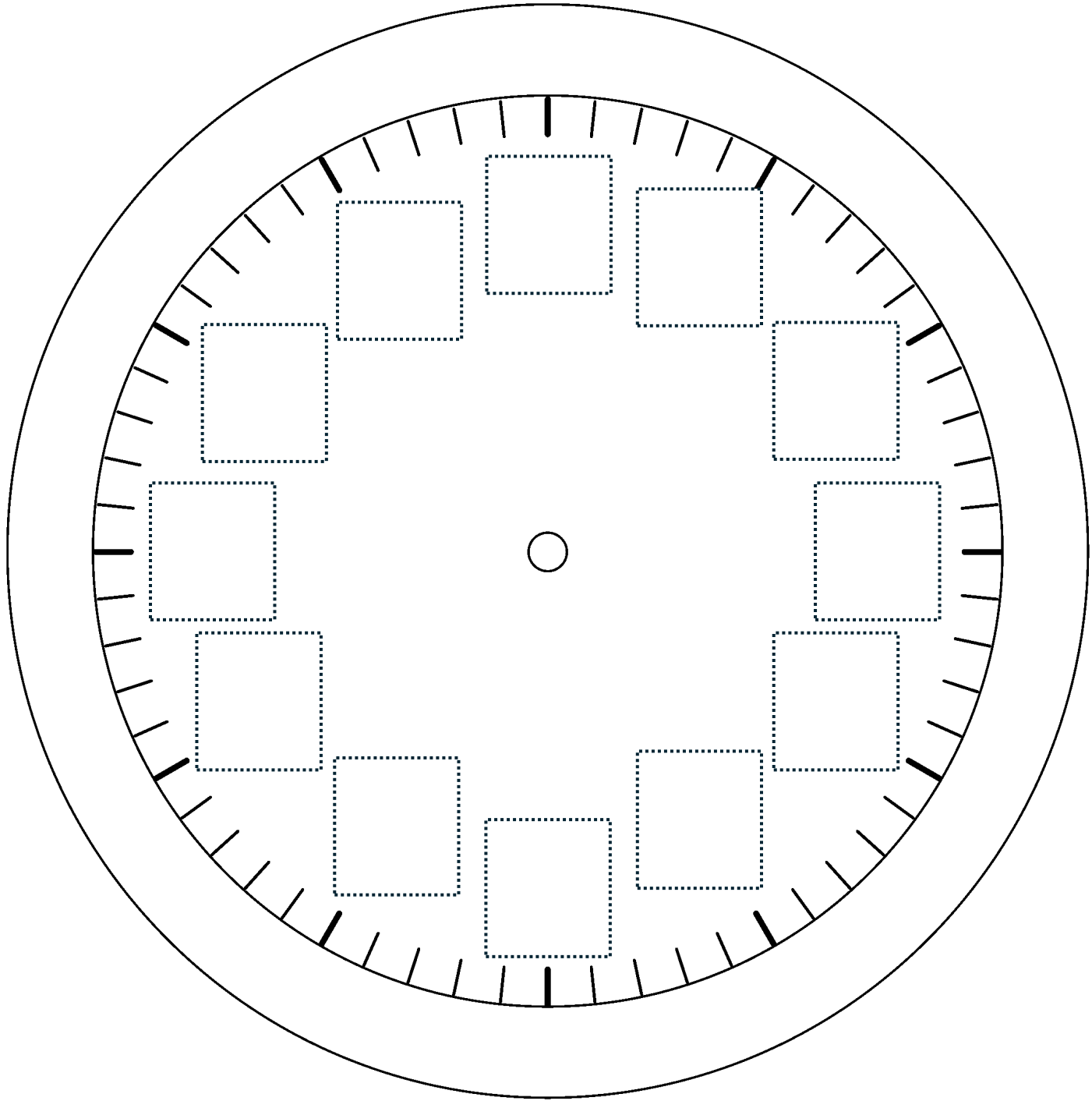
- Host or store my files on your own or other sites (this includes drop box, the cloud, and any other site off your personal computer)
- Alter or Sell files to make a profit. All files are for personal/classroom use only.
- All downloads are copyright protected. Not to be distributed, transferred, or shared in any form.



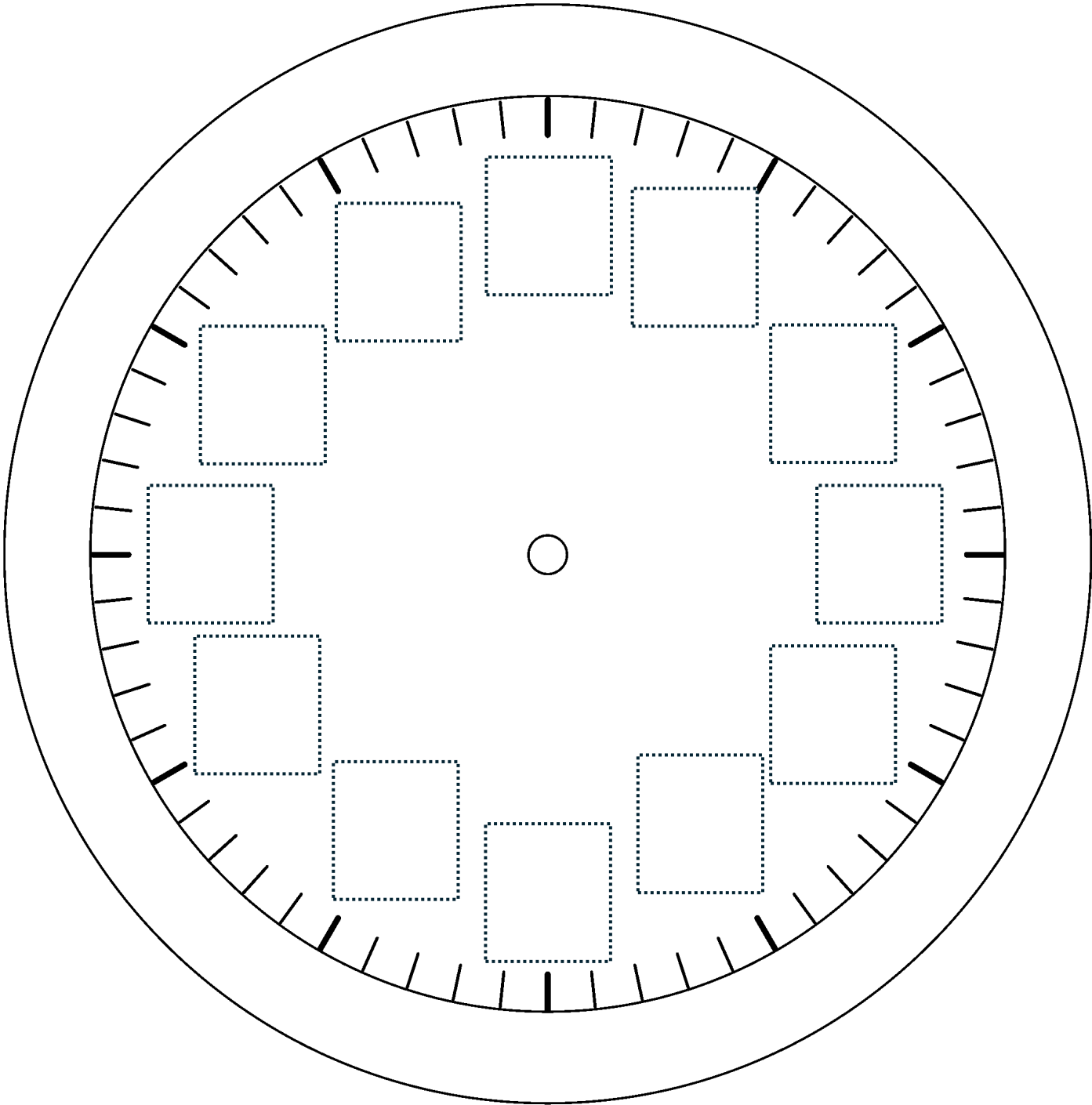
My Clock



My Clock



My Clock



This is an example of an analog clock. It has an hour hand and a minute hand. There are 24 hours in a day. There are 60 minutes in every hour and there are 60 seconds in every minute!

Cut out the numbers and the hands. Paste the numbers on your analog clock. Use a metal bracket to adhere your hands.

1

2

3

4

5

6

7

8

9

10

11

12

HOUR

MINUTES