



Hi! Thank you for your download. I'm so glad you were able to find a school tool you can use. Please feel free to use this activity for your own personal use or classroom. Hope it works out great!

♥ Marie

TERMS OF USE: THIS DOCUMENT IS PROVIDED TO YOU FOR YOUR OWN PERSONAL USE. YOU AGREE THAT YOU WILL NOT COPY, REPRODUCE, ALTER, MODIFY, CREATE DERIVATIVE WORKS, OR PUBLICLY DISPLAY CONTENTS AS YOUR OWN. NO REDISTRIBUTION. YOU MAY NOT REPRODUCE, REPACKAGE, OR REDISTRIBUTE THE CONTENTS OF THESE DOWNLOADS, IN WHOLE OR IN PART, FOR ANY REASON. THIS INCLUDES "GIVING" SOMEONE YOUR COPY THAT YOU ARE NO LONGER USING OR HOSTING THEM ON DROP BOX OR FACEBOOK FILES. PLEASE REFER OTHERS TO WWW.THEHOMESCHOOLDAILY.COM TO DOWNLOAD THEIR OWN COPY.

YOU MAY:

- Save the files on your computer and print off copies for your family or classroom whenever you would like.
- Link directly to my blog to share my files with others.
- Post to your blog using pictures of your child using my curriculum, as long as proper credit is given to www.thehomeschooldaily.com

YOU MAY NOT:

- Host or store my files on your own or other sites (this includes drop box, the cloud, and any other site off your personal computer)
- Alter or Sell files to make a profit. All files are for personal/classroom use only.
- All downloads are copyright protected. Not to be distributed, transferred, or shared in any form.



For the teacher...

Many teachers have used these effective activities to teach texture. These can easily be incorporated into any 5 senses unit. Many of you will use it to teach language and textile learning. In this set of printables, you will find that half of the activities have the textures labeled. This allows your student to match samples to the texture it has. The other half of the printables does not have the texture labeled. These options allow you as the teacher to encourage students to write their descriptive words telling the texture of the sample. It also allows you to use textures that I didn't have listed.

Some textures to investigate before this activity might include but are not limited to fluffy, fuzzy, silky, velvety, squishy, prickly, gritty, crunchy, slimy, smooth, rough, soft, bumpy, sticky, hard, crunchy, gritty, scratchy.


Some items to use for hands-on learning might include but are not limited to scraps of different fabrics (fleece, silk, cotton, corduroy, felt), scraps of different papers (sandpaper, construction paper, crepe tissue paper), small objects from outdoors (twigs, leaves, pebbles, bark), small items from around the house (coins, bottle caps, buttons, pastas, candies, yarn), glues, puffy paint, Velcro, glitter, tape, aluminum foil, wax paper, etc.

In many of the activity sheets, the student will glue different items on the fingers and or hands to show different textures.

Have fun and be blessed!

Marie

I can feel different textures.



I can feel...

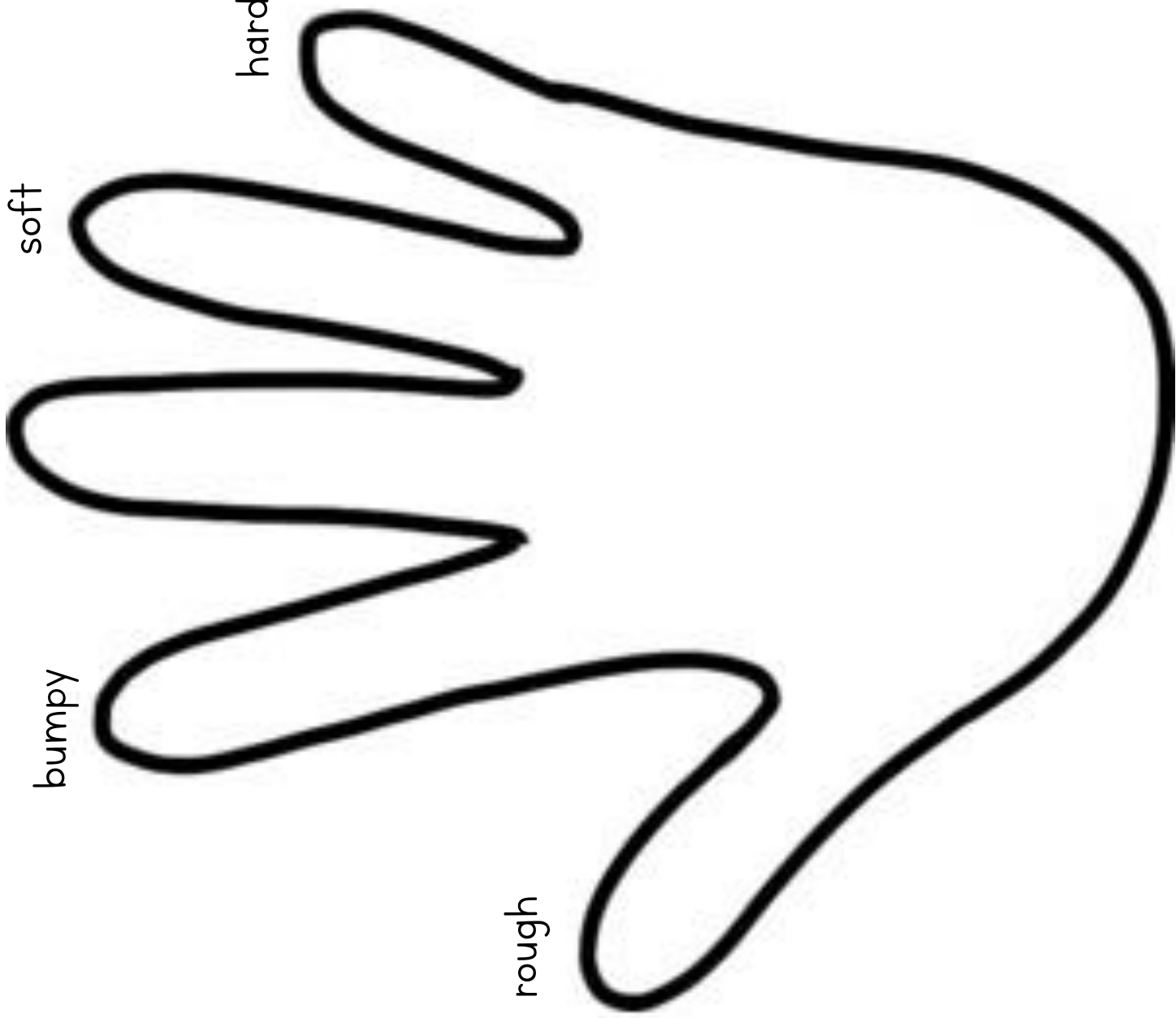
smooth

soft

hard

bumpy

rough



I can feel...



sticky

rough

smooth

fluffy



I can feel...



hard

bumpy

soft

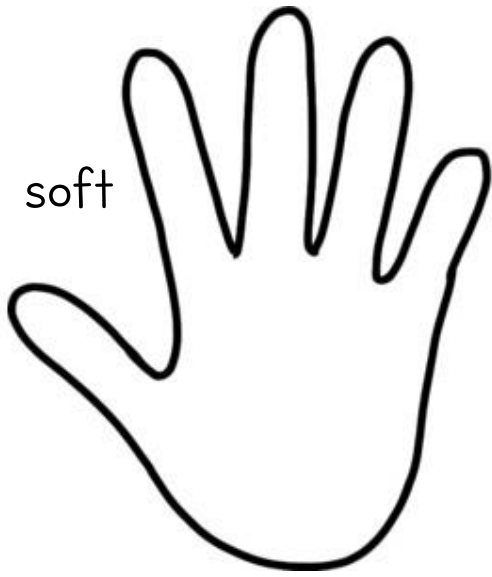
fuzzy



I can feel...



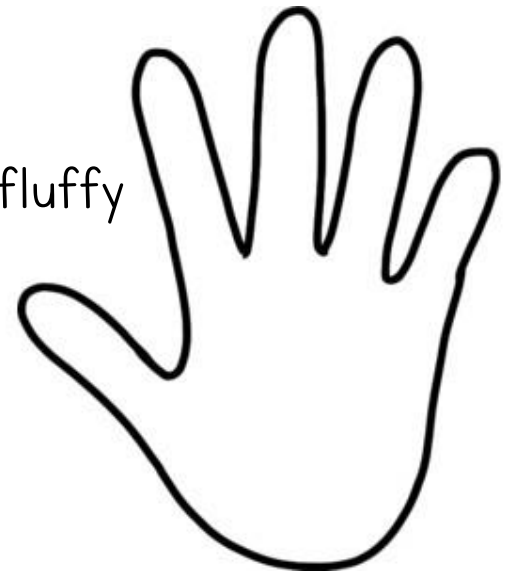
soft



rough




fluffy




I can feel...


hard



smooth



bumpy





I can feel...

