

Hi! Thank you for your download. I'm so glad you were able to find a school tool you can use. Please feel free to use this activity for your own personal use or classroom.



Hope it works out great!



Marie



TERMS OF USE: THIS DOCUMENT IS PROVIDED TO YOU FOR YOUR OWN PERSONAL USE. YOU AGREE THAT YOU WILL NOT COPY, REPRODUCE, ALTER, MODIFY, CREATE DERIVATIVE WORKS, OR PUBLICLY DISPLAY CONTENTS AS YOUR OWN. NO REDISTRIBUTION. YOU MAY NOT REPRODUCE, REPACKAGE, OR REDISTRIBUTE THE CONTENTS OF THESE DOWNLOADS, IN WHOLE OR IN PART, FOR ANY REASON. THIS INCLUDES "GIVING" SOMEONE YOUR COPY THAT YOU ARE NO LONGER USING OR HOSTING THEM ON DROP BOX OR FACEBOOK FILES. PLEASE REFER OTHERS TO WWW.THEHOMESCHOOLDAILY.COM TO DOWNLOAD THEIR OWN COPY.

YOU MAY:

- Save the files on your computer and print off copies for your family or classroom whenever you would like.
- Link directly to my blog to share my files with others.
- Post to your blog using pictures of your child using my curriculum, as long as proper credit is given to www.thehomeschooldaily.com

YOU MAY NOT:

- Host or store my files on your own or other sites (this includes drop box, the cloud, and any other site off your personal computer)
- Alter or Sell files to make a profit. All files are for personal/classroom use only.
- All downloads are copyright protected. Not to be distributed, transferred, or shared in any form.



FOR THE TEACHER...

Our Science Draw & Write sheets are a perfect avenue for those of you wanting to marry writing and science. Pair these writing sheets with an educational video and science reader, and you have an elementary science lesson ready to go.

In the **draw section**, encourage your student to draw something that represents the topic you studied. Encourage them to think outside the box.

In the **writing section**, ask your student to write about their picture explaining what they drew. This is a great time to reiterate some important facts and details.

Remind your students to use capital letters and punctuation. The idea of the Draw & Write sheets is to recall the science information so that they can write it. This encourages comprehension and writing of sentences.

One year, we used a variety of these sheets along with our Famous Scientists and Inventors Draw & Write sheets to create a science journal. It was a successful way to teach science and writing at the same time.

Sincerely,

Marie

All About Robins



A large, empty rectangular box with rounded corners, intended for drawing or writing.

Five horizontal lines for writing.

All About Eagles



A large, empty rectangular box with rounded corners, intended for a drawing or illustration.

Four horizontal lines for writing.

All About Parrots



A large, empty rectangular box with rounded corners, intended for drawing or writing about parrots.

Five horizontal lines for writing.

All About Birds




All About Woodpeckers



A large, empty rectangular box with rounded corners, intended for a drawing or a detailed description of a woodpecker.

Four horizontal lines for writing, providing space for additional information or a list of facts about woodpeckers.


All About Hummingbirds



A large, empty rectangular box with rounded corners, intended for a drawing or a detailed description of a hummingbird.

Four horizontal lines for writing, providing space for additional information or a list of facts about hummingbirds.


All About Owls



A large, empty rounded rectangle with a black outline, intended for a drawing or illustration.

Four horizontal lines for writing, spaced evenly across the bottom half of the page.

All About Chickens



A large, empty rectangular box with rounded corners, intended for drawing or writing about chickens.

Five horizontal lines for writing, spaced evenly across the bottom of the page.

All About Flamingos



A large, rounded rectangular box with a black outline, intended for writing about flamingos.

Five horizontal lines for writing, spaced evenly across the bottom of the page.

All About Penguins

